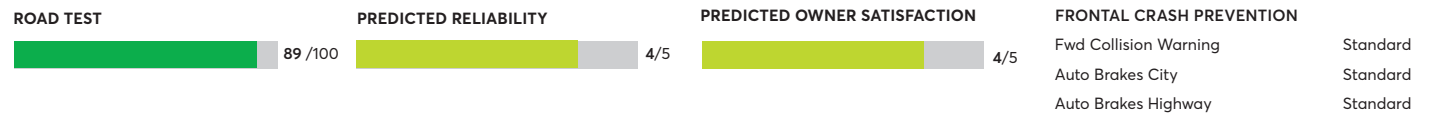



OVERALL SCORE ● RECOMMENDED

2019 Subaru Legacy

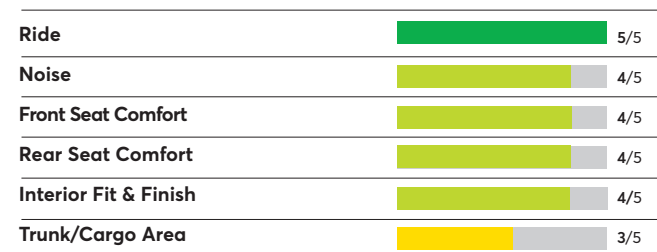


Road Test Results

Performance



Comfort/Convenience



Road Test

At first blush the Subaru Legacy is a great all-around sedan, thanks to its standard all-wheel drive and reasonable price. But dig a bit deeper and you'll realize that is selling the car short. This is a car with very few compromises, effectively blending an excellent ride, responsive handling, a roomy and quiet interior, great visibility, simple controls, and easy cabin access front and rear. This all adds up to a package that puts it among the top performers in our ratings of mid-sized family sedans.

Sure, the Legacy doesn't set hearts racing based on its nondescript looks or its respectable-if-unexciting acceleration numbers. But with best ride and among the best handling and braking of its competitors, it topped the category in nearly every other measure of track performance.

Subaru has also addressed most of our complaints with the previous Legacy, finally entering the modern era with a state-of-the-art infotainment system that makes it easy to pair and use a phone, stream music, and use apps.

Also, engine noise has been considerably tamed thanks to the reprogrammed continuously variable transmission, making the car feel less strained when accelerating.

Even with its 2.5-liter four-cylinder engine and standard all-wheel drive the Legacy doesn't penalize drivers at the pump, returning a very good 26 mpg overall. A six-cylinder engine is available in the 3.6R version, which transforms the car with quick, effortless acceleration.

Highs

- ✓ Very comfortable ride
- ✓ Excellent visibility
- ✓ Easy controls
- ✓ Standard Eyesight safety equipment
- ✓ Standard all-wheel-drive

Midsized cars

| Ratings | | Ratings & Test Results | | | | | | | | | | | | | | |
|--------------------|---|------------------------|------|------|-----------|-----------|-----------------------|--------------------|-----------------|----------------------|-------------------|---------------------|------------------|--------------------|------|-------|
| (As of April 2019) | | Poor | Fair | Good | Very Good | Excellent | Predicted Reliability | Owner Satisfaction | Road Test Score | CR's Overall Mileage | Acceleration 0-60 | Braking From 60 MPH | Routine Handling | Emergency Handling | Ride | Noise |
| Overall Score | Brand & Model | | | | | | | | | | | | | | | |
| 88 | 2019 Subaru Legacy ● RECOMMENDED | ↑ | ↑ | 89 | 26 mpg | 10.2 sec. | 128 ft. | ↑ | ↑ | ↑ | ↑ | ↑ | ↑ | ↑ | ↑ | |
| 86 | 2019 Toyota Camry ● RECOMMENDED | ↑ | ↑ | 86 | 32 mpg | 8 sec. | 126 ft. | ↑ | ↑ | ↑ | ↑ | ↑ | ↑ | ↑ | ↑ | |
| 84 | 2019 Kia Optima ● RECOMMENDED | ↑ | ↑ | 86 | 28 mpg | 8 sec. | 130 ft. | ↑ | ↓ | ↑ | ↑ | ↑ | ↑ | ↑ | ↑ | |
| 84 | 2018 Mazda 6 ● RECOMMENDED | ↑ | ↑ | 79 | 28 mpg | 9.2 sec. | 133 ft. | ↑ | ↑ | ↑ | ↑ | ↑ | ↑ | ↑ | ↑ | |
| 82 | 2019 Honda Accord ● RECOMMENDED | ↓ | ↑ | 89 | 31 mpg | 7.7 sec. | 135 ft. | ↑ | ↑ | ↑ | ↑ | ↑ | ↑ | ↑ | ↑ | |
| 80 | 2019 Hyundai Sonata ● RECOMMENDED | ↑ | ↓ | 85 | 28 mpg | 8.3 sec. | 129 ft. | ↑ | ↓ | ↓ | ↑ | ↓ | ↑ | ↑ | ↑ | |
| 79 | 2019 Volkswagen Passat ● RECOMMENDED | ↑ | ↓ | 82 | 28 mpg | 8.6 sec. | 129 ft. | ↑ | ↓ | ↑ | ↑ | ↑ | ↑ | ↑ | ↑ | |
| 76 | 2019 Nissan Altima ● RECOMMENDED | ↓ | ↓ | 81 | 31 mpg | 7.6 sec. | 131 ft. | ↓ | ↑ | ↓ | ↑ | ↓ | ↑ | ↑ | ↑ | |
| 70 | 2019 Ford Fusion | ↓ | ↓ | 81 | 24 mpg | 9.2 sec. | 125 ft. | ↑ | ↑ | ↑ | ↑ | ↑ | ↑ | ↑ | ↑ | |
| 59 | 2019 Chevrolet Malibu | ↓ | ↓ | 80 | 29 mpg | 8.4 sec. | 130 ft. | ↑ | ↑ | ↑ | ↑ | ↑ | ↑ | ↑ | ↑ | |
| Not Tested | 2020 Subaru Legacy | ↑ | ↑ | N/A | N/A | N/A | N/A | N/A | N/A | N/A | N/A | N/A | N/A | N/A | N/A | |
| Not Tested | 2020 Volkswagen Passat | ↑ | ↓ | N/A | N/A | N/A | N/A | N/A | N/A | N/A | N/A | N/A | N/A | N/A | N/A | |

Predicted Reliability – Predicted reliability is our forecast of how well a new model is likely to hold up, derived from our latest Annual Car Reliability Survey. We averaged a model's Reliability Verdict, whether the model had more or fewer problems overall than the average model of that year, for the newest three years, provided the model did not change significantly during that time. Refer to Reliability History for more detailed explanation.

Owner Satisfaction – Based on the percentage of owners who would definitely purchase that same vehicle again.

Road test Score – Road test score is a composite based on more than 50 tests and evaluations at our 327-acre test facility in Colchester, Conn., on cars that Consumer Reports has purchased. Among the many tests are assessments of emergency-handling, braking capabilities, fuel economy, ride, seat comfort, headlights, and controls.

CR's Overall Mileage – CR's overall mileage is a composite of measured fuel usage on a prescribed city course and highway cruising; and CR's 150-mile test trip of mixed driving, if tested. In recent road tests, we've discontinued the 150-mile trip test.

Acceleration 0-60 – The time in seconds that a vehicle takes to reach 60 mph from a standstill with the engine idling.

Braking from 60 MPH – The distance in feet a vehicle took to stop from 60 mph on dry pavement.

Routine handling – Our expert judgement reflects how agile the vehicle is on the road by the amount of body lean and steering response. Also includes turning circle, the bumper clearance needed to make a complete U-turn.

Emergency handling – Several factors go into the rating, including the avoidance maneuver speed and confidence, as well as how the vehicle behaves when pushed to its limit.

Ride – Our expert judgement of how well the suspension isolates and absorbs road imperfections and how steady it keeps the body on various road surfaces.

Noise – Our expert judgement of the vehicle's interior noise level in everyday driving.

Owner Reports

Reliability History




Reliability Trouble Spots

This car is new and detailed reliability trouble spots will be available at a later date.

| | |
|----------------|-----|
| Engine Major | N/A |
| Engine Minor | N/A |
| Engine Cooling | N/A |

Owner Satisfaction

This car is new and detailed owner satisfaction will be available at a later date.



| | |
|--------------------|--------|
| Driving Experience | 74/100 |
| Comfort | 74/100 |
| Value | 78/100 |

Either way, the Legacy comes well equipped and is available with a full-complement of modern active driver assistance safety aids though Subaru's EyeSight system. Yet four-cylinder versions remain affordable.

Best Version to Get

Eyesight with its suite of active safety system is standard equipment across all trims. That said, we'd go with the 2.5i Premium. It includes a power driver's seat, heated front seats, automatic climate control, satellite radio, a larger touch-screen audio system, and 17-inch alloy wheels. This trim level also opens up a new level of options including a sunroof, navigation system and blind-spot warning.

Notable changes:

The Legacy received a number of updates for 2018, among them a bigger clock display and a less jumpy off-the-line start. It also gets standard Android Auto and Apple CarPlay compatibility. For 2019, advanced safety features including forward-collision warning, automatic emergency braking, lane departure warning, and lane keeping assist are standard on all trim lines.

To read the full road test go to <https://www.consumerreports.org/cars/subaru/legacy/2019/road-test/?pagestop>

Lows

- ✗ Leisurely acceleration unless you get the 3.6R (six-cylinder version)